



GRYPHON AUDIO DESIGNS

Gryphon Ethos USB, foobar2000 Setup, Rev. 1.0

Please install the appropriate Ethos Windows driver, downloadable from our website:
<https://gryphon-audio.dk/shop/cd-players/ethos/> (under 'Downloads')
<https://gryphon-audio.dk/shop/cd-players/ethos/> (under 'Downloads'),
before installing the foobar2000 player.

Installing foobar2000 on a PC, running Windows 7-10:

1. Download and install the latest stable foobar2000 software from:
<http://www.foobar2000.org/download>
(at the time of writing; v1.4.6)

Follow the instructions on the screen.

If open, please close the foobar2000 software after installation is complete.

foobar2000 setup following on the next pages

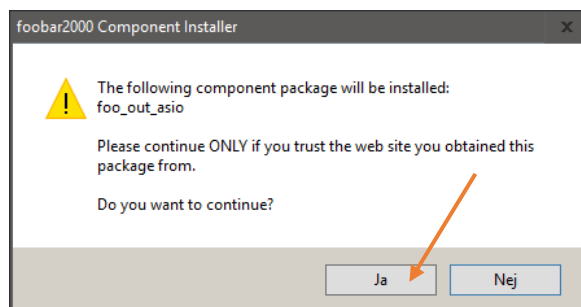


GRYPHON AUDIO DESIGNS

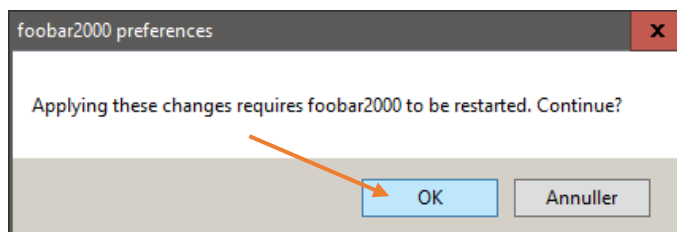
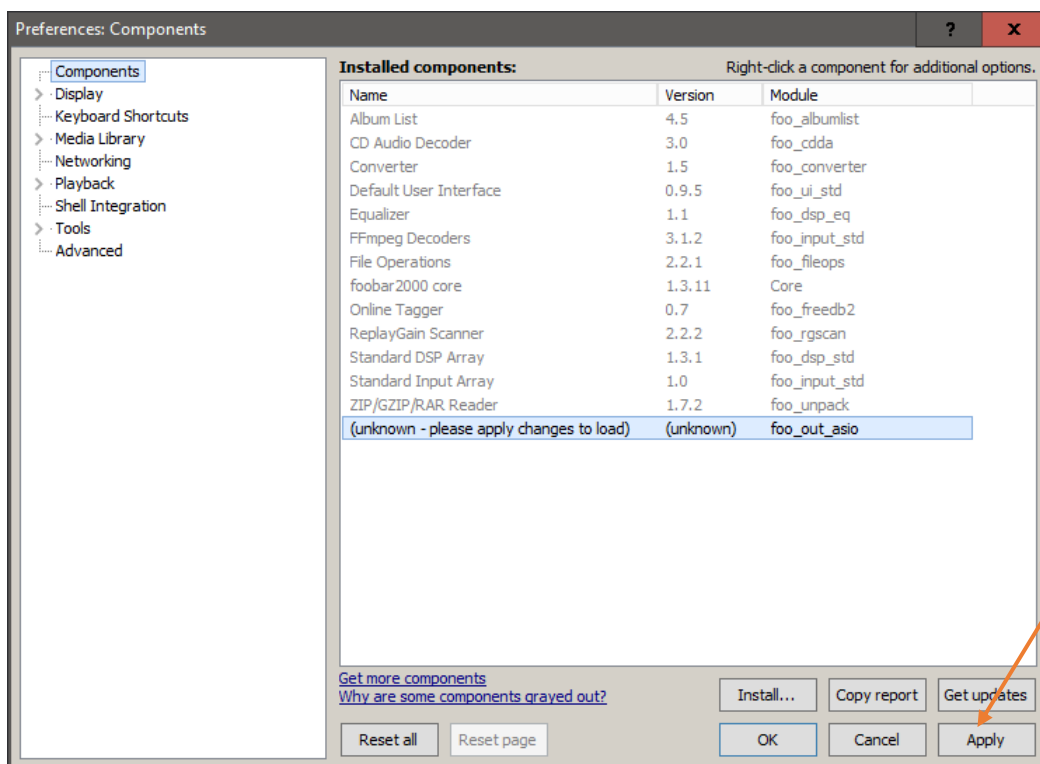
Installing foobar2000 ASIO component:

1. Download and install the foobar2000 ASIO component from:
http://www.foobar2000.org/components/view/foo_out_asio

Now double-click the file named: “**foo_out_asio**” (‘foobar2000 Component’ type) and follow instructions on the screen:



(YES)



continues....

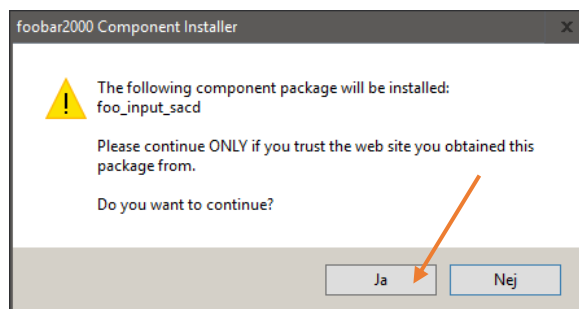


GRYPHON AUDIO DESIGNS

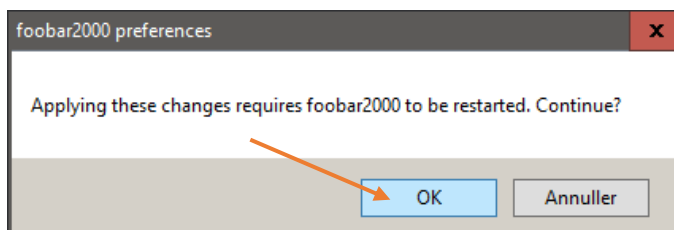
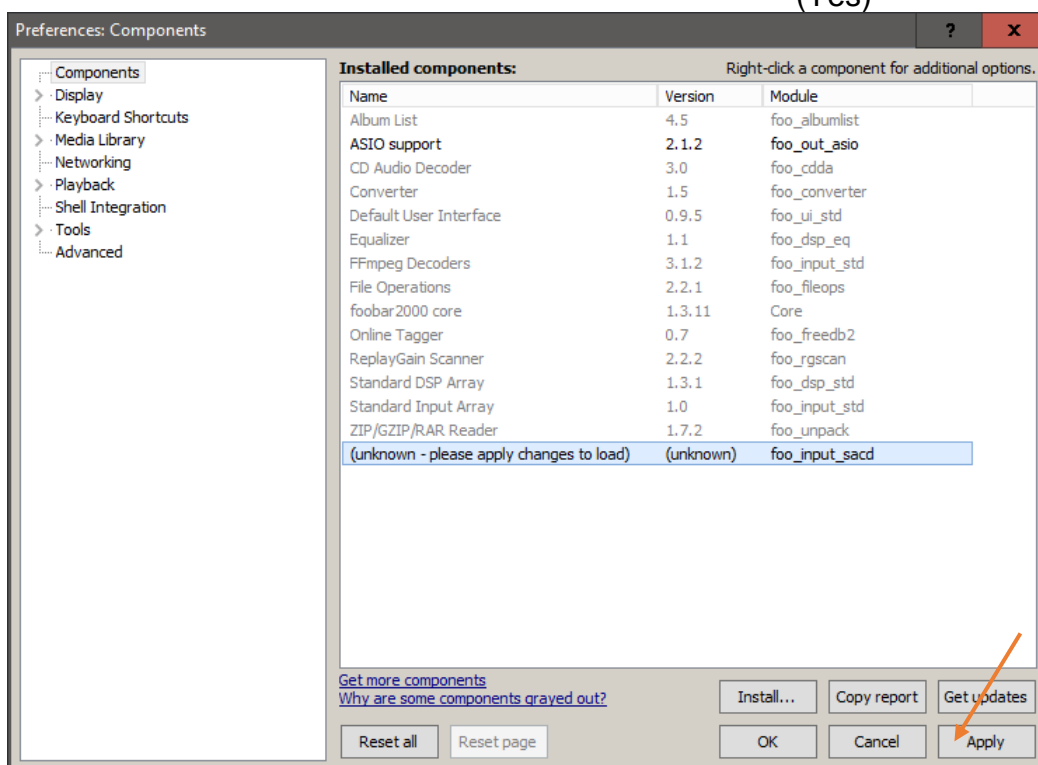
Installing foobar2000 SACD component:

1. Download this specific Super Audio CD Decoder software, '**foo_input_sacd-0.9.6.zip**' from: http://sourceforge.net/projects/sacddecoder/files/foo_input_sacd, and extract the files.

Now double-click the file named: "**foo_input_sacd**" ('foobar2000 Component' type) inside the extracted map and follow instructions on the screen:



(Yes)



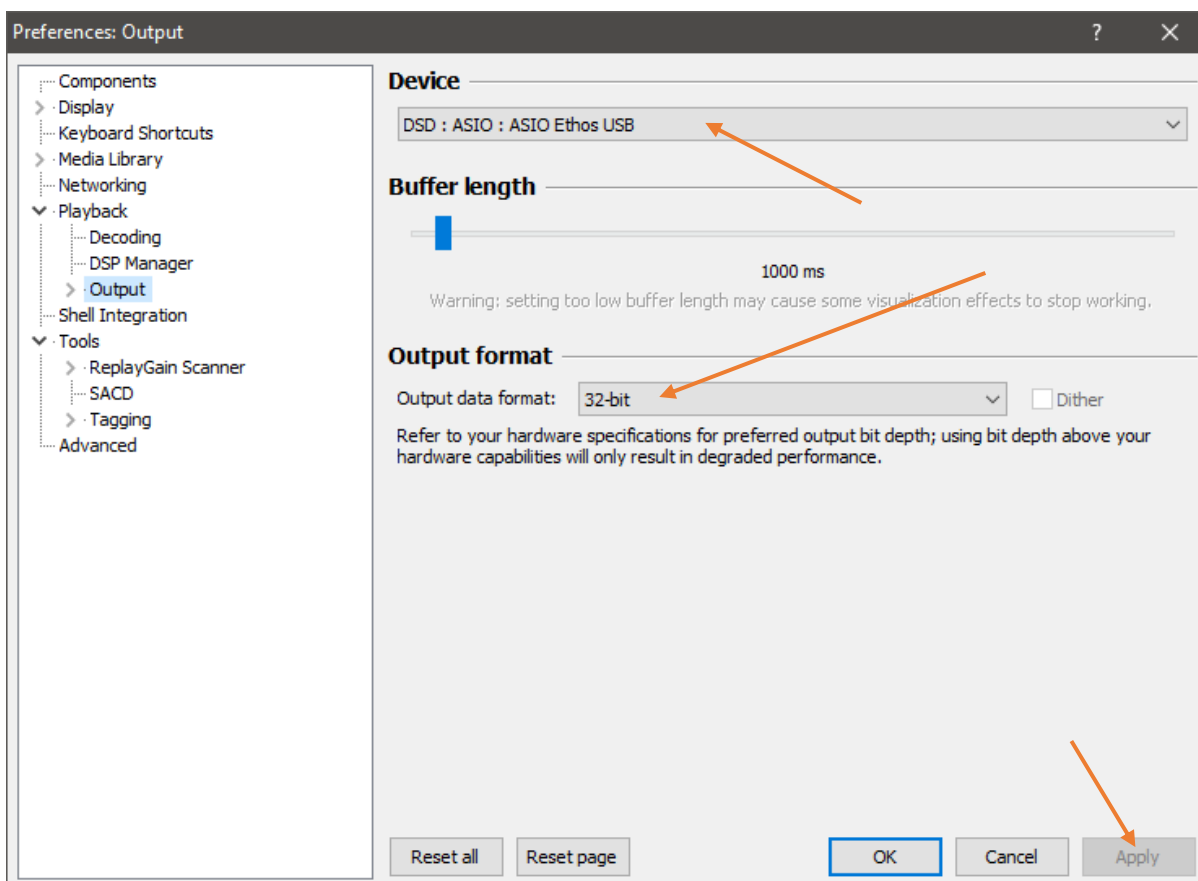
continues....



GRYPHON AUDIO DESIGNS

2. Close foobar2000

3. Connect the Gryphon Ethos to the Windows PC via appropriate audio grade USB cable.
4. Wait for Windows to recognize the Gryphon Ethos and wait for Windows to notify when installed successfully.
5. Open foobar2000.
6. In the foobar2000 menu "File" select the item "Preferences". Now select "Playback" and "Output".
 - Choose the following Device setting:
 - **"DSD : ASIO : ASIO Ethos USB"**
 - Output format: **"32-bit"**



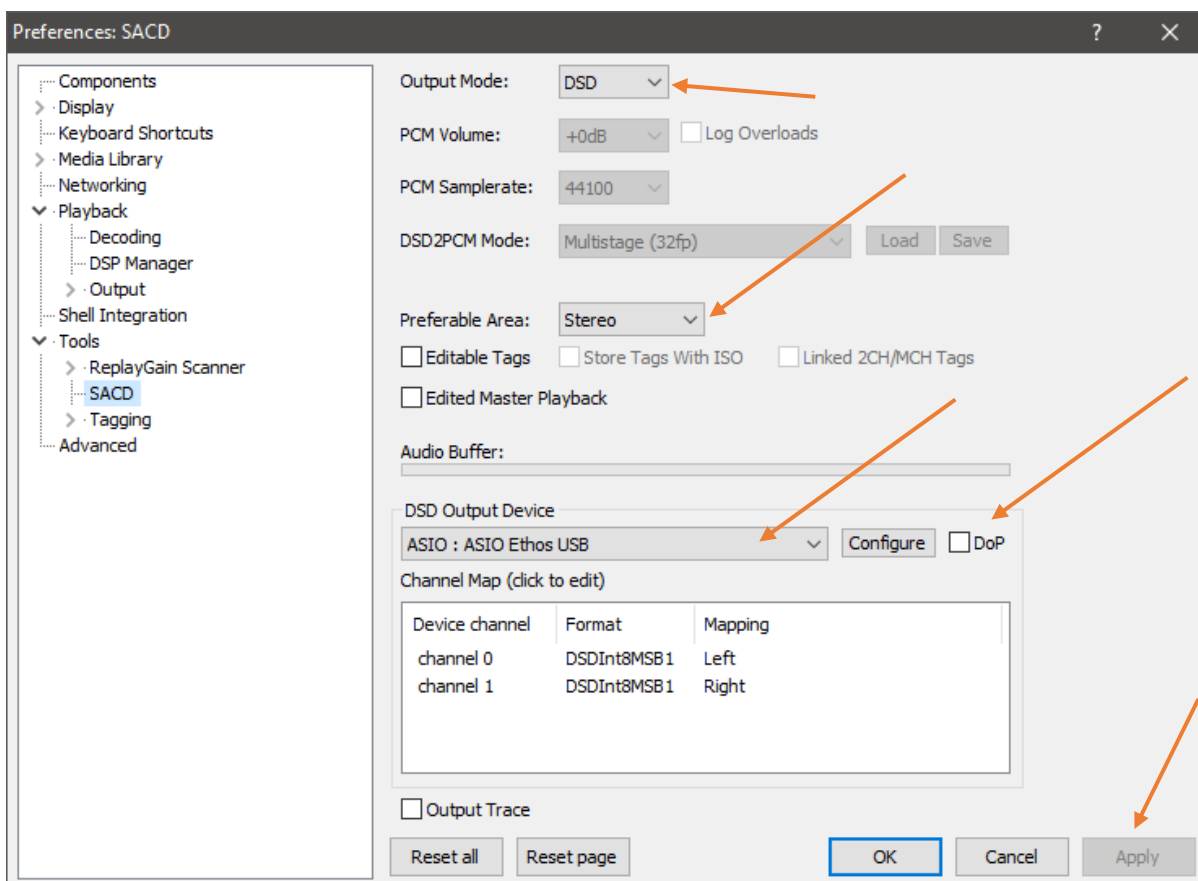
Click the "Apply" button!



GRYPHON AUDIO DESIGNS

7. Goto "SACD" in the "Tools" menu to the left and choose the below settings:

- Output Mode: **"DSD"**
- Preferable Area: **"Stereo"**
- DSD Output Device: **"ASIO : ASIO Ethos USB"**
- DoP: **NOT selected!**



Click the "Apply" and afterwards the "OK" button!

8. Restart foobar2000, **DONE**, ready to play music files.

foobar2000 Remote:

The free foobar2000 player can be remote controlled via an iPhone, iPad or Android device with the MonkeyMote Remote app and foobar2000 plug-in.

foobar2000 plug-in: <http://www.monkeymote.com/show/download>

iPhone/iPad/Android app: <http://www.monkeymote.com/show/home>